


**Clear, Flame-Resistant, Flexible, Fluoropolymer Tubing**

**Product Facts**

- 2:1 shrink ratio
- Exceptional clarity and clarity stability
- Toughness, chemical resistance, and high-temperature performance
- High flame-resistance
- Approximately 40 percent thinner walls than most general purpose polyolefin tubings
- Recommended maximum temperature for use as a primary insulator: 135°C [275°F]
- RoHS compliant

**RT-375**



**Applications**

Protects wire and cable markers subject to extreme abuse, while permitting full inspectability of each item covered. Provides bundling and jacketing of wires and cables, protecting them from mechanical and chemical abuse. Protects electronic components while permitting their identification and inspection.



**Installation**

Minimum shrink temperature: 125°C [257°F]  
Minimum full recovery temperature: 150°C [302°F]

**Operating Temperature Range**

-55°C to 150°C  
[-67°F to 302°F]

**Specifications/Approvals**

Series	UL 	CSA 	Military	Raychem
RT-375	E35586 VW-1 600 V, 150°C	LR31929 VW-1 600 V, 150°C	AMS-DTL-23053/18*, Class 2	RT-375

\*Formerly MIL-I-23053/18 and MIL-DTL-23053/18.

Available in:	Americas	Europe	Asia Pacific
	■	■	■

**RT-375** (Continued)

**Product Dimensions**

Size	Inside Diameter		Recovered Wall Thickness** After Heating
	Minimum Expanded as Supplied	Maximum Recovered After Heating	
3/64	1.2 [0.046]	0.6 [0.023]	0.25 ± 0.05 [0.010 ± 0.002]
1/16	1.6 [0.063]	0.8 [0.031]	0.25 ± 0.05 [0.010 ± 0.002]
3/32	2.4 [0.093]	1.2 [0.046]	0.25 ± 0.05 [0.010 ± 0.002]
1/8	3.2 [0.125]	1.6 [0.062]	0.25 ± 0.05 [0.010 ± 0.002]
3/16	4.8 [0.187]	2.4 [0.093]	0.25 ± 0.05 [0.010 ± 0.002]
1/4	6.4 [0.250]	3.2 [0.125]	0.30 ± 0.08 [0.012 ± 0.003]
3/8	9.5 [0.375]	4.8 [0.187]	0.30 ± 0.08 [0.012 ± 0.003]
1/2	12.7 [0.500]	6.4 [0.250]	0.30 ± 0.08 [0.012 ± 0.003]
3/4	19.1 [0.750]	9.5 [0.375]	0.43 ± 0.08 [0.017 ± 0.003]
1	25.4 [1.000]	12.7 [0.500]	0.48 ± 0.08 [0.019 ± 0.003]

\*\*Wall thickness will be less if tubing recovery is restricted during shrinkage.

**Ordering Information**

Color	Standard	Clear (-X)
Size selection	Always order the largest size that will shrink snugly over the component to be covered. Special order sizes are available upon request.	
Standard packaging	On spools.	
Ordering description***	Specify product name, size and color (for example, RT-375 1/4-X).	

\*\*\*Europe only. For supply to MIL, Def Stan and BS add -MS, -DS or -BS to ordering description.

Agreed order code for ASML, will be a client specific number (-CS242003)

See page 5 for all references.

Very clear, thin-wall, flexible,  
fluoropolymer heat-shrinkable tubing

RT-375 is a highly flame-resistant, heat-shrinkable, thin-wall tubing that has excellent clarity. It is manufactured from a modified fluoropolymer whose properties include toughness, chemical resistance, and high-temperature performance.

A very thin wall gives RT-375 excellent flexibility.

Applications include protection of wire and cable markers subject to abuse; bundling and jacketing of wires and cables to protect them from mechanical and chemical abuse

while permitting full inspectability of the item covered; and protection of electronic components without losing the ability to identify the part.

RT-375 is UL-recognized and CSA-certified at 150°C, 600 V, with a VW-1 flame-retardancy rating.

**Temperature rating**

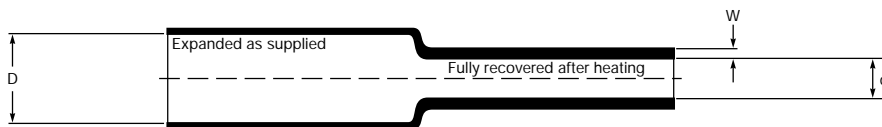
Full recovery temperature:	150°C
Continuous operating temperature:	-55°C to 150°C
Recommended maximum temperature for use as a primary insulator:	135°C

**Specifications\***

Type	Raychem	Military	UL	CSA
RT-375	RT-375	AMS-DTL-23053/18, Class 2	E85381 VW-1	LR31929 VW-1

\*When ordering, always specify latest issue.

**Dimensions (millimeters/inches)**



Size	Inside diameter		Wall thickness	
	D (min.) Expanded as supplied	d (max.) Recovered after heating	W Recovered after heating**	
3/64	1.2 0.046	0.6 0.023	0.25 ± 0.05	0.010 ± 0.002
1/16	1.6 0.063	0.8 0.031	0.25 ± 0.05	0.010 ± 0.002
3/32	2.4 0.093	1.2 0.046	0.25 ± 0.05	0.010 ± 0.002
1/8	3.2 0.125	1.6 0.062	0.25 ± 0.05	0.010 ± 0.002
3/16	4.8 0.187	2.4 0.093	0.25 ± 0.05	0.010 ± 0.002
1/4	6.4 0.250	3.2 0.125	0.30 ± 0.08	0.012 ± 0.003
3/8	9.5 0.375	4.8 0.187	0.30 ± 0.08	0.012 ± 0.003
1/2	12.7 0.500	6.4 0.250	0.30 ± 0.08	0.012 ± 0.003
3/4	19.1 0.750	9.5 0.375	0.43 ± 0.08	0.017 ± 0.003
1	25.4 1.000	12.7 0.500	0.48 ± 0.08	0.019 ± 0.003

\*\*Wall thickness will be less if tubing recovery is restricted during shrinkage.

**Ordering information**

Color	Clear
Size selection	Always order the largest size that will shrink snugly over the component being covered. Special sizes may be made available upon request.
Standard packaging	On spools
Ordering description	Specify product name, size, and color; for example, RT-375 1/4-X (X=Clear).

## Specification values

	Property	Unit	Requirement	Method of test
<b>Physical</b>	Dimensions	mm (inches)	See reverse	ASTM D 2671
	Longitudinal change	percent	+0, -10 maximum	ASTM D 2671
	Tensile strength	psi (MPa)	3500 (24.1) minimum	ASTM D 2671
	Ultimate elongation	percent	300 minimum	ASTM D 2671
	Concentricity (expanded)	percent	70 minimum	AMS-DTL-23053
	Secant modulus (expanded)	psi (MPa)	2.5 x 10 <sup>4</sup> (172) minimum	ASTM D 2671
	Specific gravity		1.90 maximum	ASTM D 2671
	Low-temperature flexibility (4 hours at -55°C/-67 °F)		No cracking	AMS-DTL-23053
	Heat shock (4 hours at 250°C/482 °F)		No dripping, flowing, or cracking	ASTM D 2671
	Heat resistance (336 hours at 225°C/437 °F)			ASTM D 2671
	Followed by test for:			
	Ultimate elongation	percent	100 minimum	ASTM D 2671
	Clarity stability (24 hours at 200°C/392 °F)		Marking legible through tubing wall	AMS-DTL-23053
	<b>Electrical</b>	Dielectric strength	volts/mil (volt/mm)	400 (15,760) minimum
Volume resistivity		ohm-cm	10 <sup>11</sup> minimum	ASTM D 2671
<b>Chemical</b>	Copper mirror corrosion (16 hours at 160°C/320 °F)		Noncorrosive	ASTM D 2671 Procedure A
	Copper contact corrosion (16 hours at 160°C/320 °F)		No pitting or blackening of copper	ASTM D 2671 Procedure B
	Flammability		Self-extinguishing within 1 minute, 25% maximum flag burn	ASTM D 2671 Procedure C
	Fungus resistance Followed by tests for:			ISO 846 Method B
	Tensile strength	psi (MPa)	3500 (24.1) minimum	ASTM D 2671
	Ultimate elongation	percent	300 minimum	ASTM D 2671
	Dielectric strength	volts/mil (volts/mm)	400 (15,760) minimum	ASTM D 2671
	Water absorption (24 hours at 23°C/73 °F)	percent	0.5 maximum	ASTM D 2671
	Fluid resistance (24 hours at 50°C/122 °F) in: JP-8 fuel (MIL-T-5624) Hydraulic fluid (MIL-H-5606) Lubricating oil (MIL-L-23699) Lubricating oil (MIL-L-7808) 5% NaCl, O-S-1926 De-icing fluid (MIL-A-8243) Water			ASTM D 2671
	Followed by tests for:			
	Tensile strength	psi (MPa)	2000 (13.8) minimum	ASTM D 2671
	Ultimate elongation	percent	250	ASTM D 2671
	Dielectric strength	volts/mil (volts/mm)	400 (15,760) minimum	ASTM D 2671

Note: Consult RT-375 for specific details about test procedures.

Raychem is a trademark of Tyco Electronics Corporation.

**Users should independently evaluate the suitability of the product for their application.**

### Tyco Electronics Corporation

300 Constitution Drive  
Menlo Park, CA 94025-1164  
USA  
Tel: (800) 926-2425 (US & Canada)  
Tel: +1 (650) 361-3860 (All other countries)

Faraday Road  
Dorcan, Swindon, SN3 5HH  
United Kingdom  
Tel: +44 1793 528171

3816 Noborito, Tama-ku  
Kawasaki, Kanagawa 214-8533  
Japan  
Tel: +81 44 900 5102

Asia Pacific Headquarters  
26 Ang Mo Kio, Industrial Park 2  
Singapore 569507  
Tel: +65 4866 151

All information, including illustrations, is believed to be reliable. Users, however, should independently evaluate the suitability of each product for their application. Tyco Electronics Corporation makes no warranties as to the accuracy or completeness of the information, and disclaims any liability regarding its use. Tyco Electronics Corporation's only obligations are those in the Standard Terms and Conditions of Sale for these products and in no case will Tyco Electronics Corporation be liable for any incidental, indirect, or consequential damages arising from the sale, resale, use, or misuse of the product. Tyco Electronics Corporation's Specifications are subject to change without notice. In addition, Tyco Electronics Corporation reserves the right to make changes in materials or processing without notification to the Buyer which do not affect compliance with any applicable specification.

**For more information about this product visit [www.tycoelectronics.com](http://www.tycoelectronics.com)**

**Build-up of special order code:**

Will be a ASML specific number (-CS242003) as agreed with:

***Mr. Patrick Boon  
Account Manager  
Global Aerospace Defence & Marine  
Product Specialist Identification / W.H.P. products.***

And is layed down in protocol RT-375\_2009\_04-23.pdf, signed by Mr. Richard Kewel Product Manager Tyco Electronics.  
(Production process or –factory or base material will not change without written warning to ASML)

**Agreed order codes for ASML:**

**Numbers / codes:**

***RT-375-3/8-X-CS242003  
RT-375-1/2-X-CS242003  
RT-375-1/4-X-CS242003  
RT-375-3/16-X-CS242003  
RT-375-1/8-X-CS242003  
RT-375-3/64-X-CS242003***